

# KIDS FOR YAH

VOLUME 1, ISSUE 6

June 2007

## INSIDE THE TABERNACLE

*Let's learn about the Tabernacle.* The Tabernacle was a large, tent-like, temporary structure where Yahweh met His people in worship from the time of Moses until the great Temple was built in Jerusalem. The finest materials were used in making the Tabernacle: red and purple cloth, leather, gold, silver, bronze, precious stones such as rubies, topaz, and sapphires, and spices.

The Tabernacle itself was surrounded by a courtyard made of linen curtains. Contained in this courtyard was an altar for burnt offerings and a basin for washing. This is where the priests worked most often. The Israelites took the Tabernacle with them wherever they went. It was a reminder that Yahweh was always with them.



The most important place was the tent itself. It was constructed with a wooden frame and covered with animal skins. Inside the tabernacle were tapestries and a veil dividing the space in half. A table was placed in front of the veil where the offering bread was laid. On the other side of the veil was the Ark of the Covenant which contained the Ten Commandments. During the time of the Judges, when the Israelites lived in the promised land, the Tabernacle was set up in a permanent spot called Shiloh. It became the Israelite's center of worship. Families visited the Tabernacle every year to worship and make offerings to Yahweh. The Tabernacle must have been a spectacular sight to behold!

### *Inside this issue:*

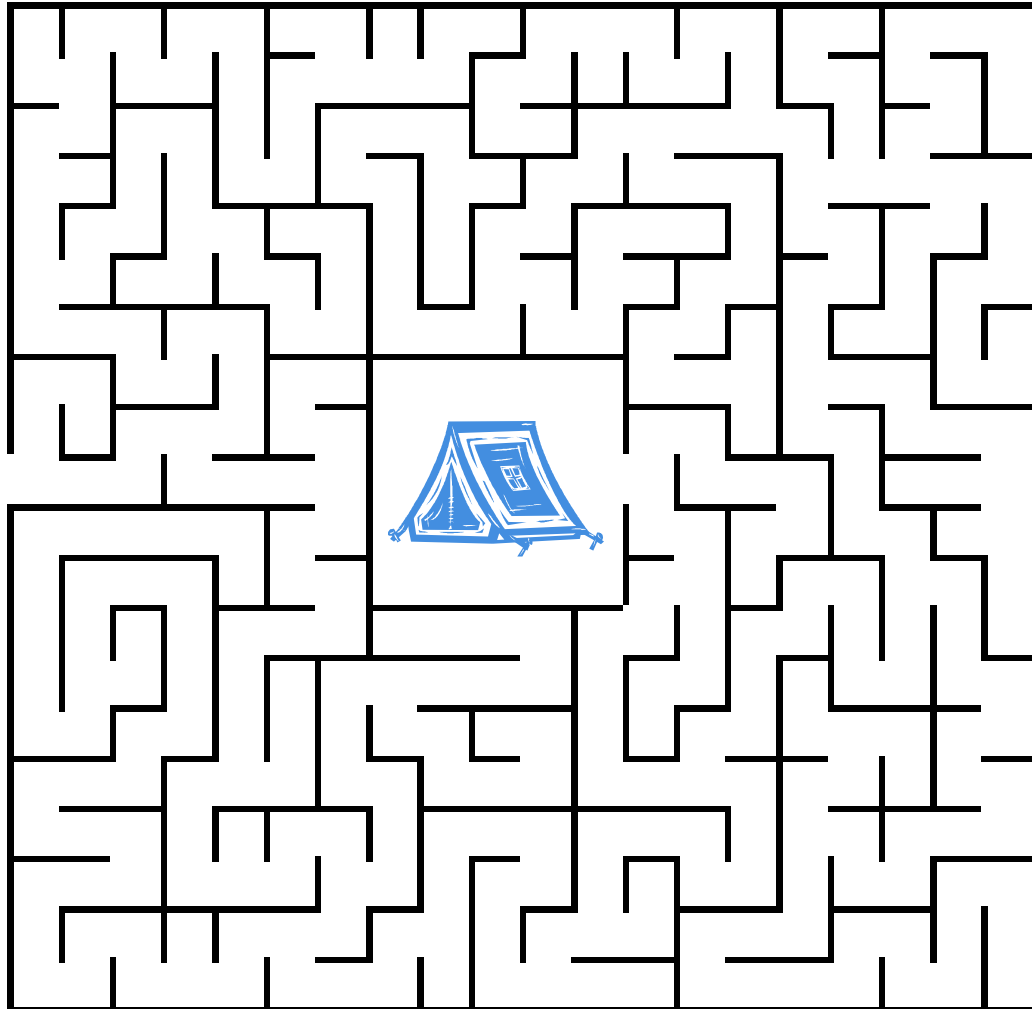
Inside the Tabernacle	1
Find the Tent Maze	2
Fun, Summer Projects	3
Did Moses Go to School?	4
Fill in the Blanks	4

*You must make this Tabernacle and its furnishings exactly according to the plans I will show you.*

—Ex 25:9 NLT

# Find The Tent Maze

S  
T  
A  
R  
T



Help the lost Israelite to his tent

# Fun, Summer Projects

Parents please supervise your children with these projects.


Small items like buttons are a choking hazard.



## Make a Flower Bouquet for Mom or Grandma!

All you need are pipe cleaners, glue, patterned paper, and colored buttons (not recommended for small children)

1. Bend 34 twelve inch pipe cleaners into flower petal shapes (such as tear-drop shapes). Leave about a 1 inch stem at the bottom of each.
2. Glue petals directly to patterned paper (but not stem). After drying well, cut along outer edge of the pipe cleaners.
3. Gather about 5 or six petals together along with a green 12 inch pipe cleaner and secure with a 6 inch long piece of pipe cleaner, wrapping around petal ends and stem. Bend Petals outward. Glue a button in the middle. This completes one flower.
4. Repeat the process until you have about 6 complete flowers. Finally gather all stems together and secure with a 6 inch piece of pipe cleaner.



## Make a Memory Box

1. Find a small box with a lid.
2. Then cut a piece of paper the width of the box and 20 inches long. Fold the paper accordion-style into 5 equal sections.
3. Add photos or paper cutouts to each section.
4. Glue the first section into bottom of box, photo side facing upward. Glue the last section to inside of lid. Let dry, and close box with paper folded inside.

—Ideas from Woman's Day Magazine


Yahweh's Assembly in Yahshua  
2963 County Road 233  
Kingdom City, Missouri 65262

Main Line: 1-573-642-4100  
Toll Free: 1-877-642-4101  
Fax Line: 1-573-642-4104

[www.KidsForYah.org](http://www.KidsForYah.org)  
Now Open!

[www.KidsForYah.org](http://www.KidsForYah.org)

## Did Moses Go to School?



When Moses was a baby, his mother saved him from certain death by placing him in a waterproof basket and floating him down the river Nile. Pharaoh's daughter found him and raised him as her own child. In fact, the Bible tells us that Moses grew up in the Palace of Pharaoh.

While we don't have many details of Moses' childhood, we do know that as an adopted grandson of Pharaoh, he would have been schooled by the best instructors in all of Egypt. The library of Egypt was one of the greatest in all of the ancient world. There were literally thousands of scrolls on medicine, science, and history.

Regrettably, there were also countless books on magic as Egypt had numerous magicians. In the ancient world, Egypt was a center of business. Moses probably seen and heard things that most people would never experience in their entire lifetimes, as merchants from distant lands brought the most unusual items to sell in the marketplaces.

So Moses probably had an education fit for a prince! But Yahweh obviously had other plans for him. He used Moses to lead His people out of Egypt. As Moses grew into manhood, he learned that he had been adopted as a baby. What a shock it must have been to discover that he was not a prince, but actually the son of one of the Israelite slaves. Moses apparently was upset because he went out to where the slaves were working and saw an Egyptian whipping one of them. Moses angrily killed the Egyptian and hid his body in the sand. He knew he would be punished severely in Pharaoh's court for his crime so he fled into the wilderness.



## Fill in the Blanks

Find answers from pages 1 and 4.

1. The Egyptian library was filled with scrolls having information about medicine, \_\_\_\_\_, and history.
2. The Tabernacle was made with the finest materials like gold, silver, bronze, spices, leather, precious stones, and \_\_\_\_\_ and \_\_\_\_\_ cloth.
3. The Ark of the \_\_\_\_\_ contained the \_\_\_\_\_ Commandments.